



Guide to preparing your site for peak season

Maximising site performance for flash sales and seasonal peaks

Introduction

Preparing for peak traffic

You've completed your traffic profile and likely been running your load testing programme for several months but what other practical steps can you take to prepare before code lockdown and in the months running up to flash sales and other seasonal peaks?

To help you avoid the pitfalls and ensure your site's ready for a bumper peak season, we've put together a ten-point checklist to help you with peak preparation.

PEAK PREPARATION

Checklist: Site preparation for managing peak traffic 1

SCIVISUM SOLUTIONS

Peace of mind with realistic load testing..... 5

Maximise user experience with 24/7 performance monitoring..... 6

Increase conversions with mobile experience visibility..... 7

ADDITIONAL INFO

More resources 8

Client case studies 9

About SciVisum 10

Checklist for peak preparation

We've put together a ten point checklist to help you with peak season preparation.

1 Load test prior to code lockdown

A comprehensive load test programme for six months leading up to peak is the optimum solution for peace of mind but we understand that's not always realistic. One thing you shouldn't cut back on though is a load test prior to code lockdown with enough time to implement, test and fix any issues so there's no last minute pressure on tech teams to deliver the impossible.



2 Strip back your site to key functionality

Consider stripping down your site to deliver essential core functionality to avoid slowdowns. A 'vanilla' site is perfect for peak sales periods, sale shoppers aren't looking for bells and whistles but simply to make their transaction as quickly as possible. Reduce functionality and possibly the range of products/services offered for the peak period for the best speed and user experience at busy times .

Third party content accounts for the majority of performance issues so ensure you remove any non-essential third party content or calls.

3 Keep journey pages small

In this age of mobile, web performance optimisation is critical. Check your page weighting, look out for page bloat - oversized elements and numerous calls.

In particular remove unnecessary images where possible and check that any images, fonts and icons are optimised/responsive. Optimise code making sure that JavaScript and CSS is minified. Ensure compression is enabled.

Consider page loading - in particular deferred and asynchronous loading technologies especially for third party components - so that key functionality is visible as quickly as possible.

4 Review infrastructure configuration and server-side optimisation

Check back-end systems are configured and implemented correctly including load balancing and autoscaling.

Review server side optimisation; ensure caching is enabled, consider pre-rendering and confirm CDN implementation is working for appropriate content. Ensure all this functionality is covered by your 24/7 monitoring journeys.



5 Lockdown code on time

The best peak performers will be those that stick to the schedule, so you should aim to lock down code approximately six weeks prior to peak. Obviously, you'll want to update your website with special promotional sections and deal codes but these must be implemented before lockdown. It's important to involve business as well as tech teams so everyone's aware of deadlines, together with test dates and contingency dates.



6 Load test after code lockdown

We suggest load testing key journeys two to four weeks ahead of peak – to check performance of the final system on the live environment, while allowing enough time to remedy any last-minute issues.



7 Monitor key journeys 24/7


Any change to a site carries the risk of performance problems, don't underestimate the impact of small changes. To reduce abandonment you need to ensure a fast, error-free experience right through to checkout. So make sure you monitor key journeys 24/7 prior to and during your peak period to identify problems before they impact your customers.

Remember to monitor right to the journey's end, including 'Click and Collect' or delivery options.

8 Monitor performance on mobile browsers

Mobile now accounts for more than half of online sales. Mobile browsers expect a fast smooth mobile performance and are easily deterred by slow page load times and journey interruptions.

Don't assume Responsive Web Design will perform equally across devices. Realistic visibility of your customers' mobile experience has never been more critical. So make sure you monitor key journeys on iOS and Android browsers prior to and during peak traffic.



9 Share live monitoring data for fast resolution of issues before customers are impacted

Make your monitoring wallboard - showing the top level performance of key journeys in real time - accessible to customer service, operations and third parties prior to and during peak season.

Enable critical third parties access to your monitoring results and direct alerting for swift resolution of problems.

10 Setup and test a contingency plan

You may want to consider a queuing system such as Queue-it as a contingency plan. Consider load testing your site with and without the contingency solution in place and ensure monitoring journeys cover this functionality.

Peace of mind with realistic load testing

SciVisum provides a fully managed load testing service precisely tailored to each client's business and designed to optimise web performance

If you'd like more information about how taking a more realistic approach to load testing could help improve your customer experience, **visit our website [here](#)**



Make decisions based on realism

SV-Load emulates realistic journeys with dynamic testing following realistic sequences of events including randomness and variability. We model journey mixes and drop off ratios.



Accurate and reliable results

Provides the most accurate results on which to base decisions for peace of mind your site will deliver the best possible customer experience when it counts.



Fully managed service

Fully managed, independent Load Testing makes it possible to manage load testing with minimum disruption internally.



Experienced test team let us take the strain

We create the most realistic load test model based on previous analytics. We create realistic dynamic tests, perform & redirect testing and deliver the results in a final report.

[Read more on our website](#)

Maximise user experience with synthetic monitoring

SciVisum provides high touch 24/7 performance monitoring for optimum user experience and swift resolution of performance issues

If you'd like more information about how monitoring mobile performance can increase your conversions **visit our performance monitoring service page [here](#)**



Maximise user experience by getting closer to your customers' true experience

Emulates realistic customer journeys. Performs tasks, checks page content & makes choices just like real users



Make decisions based on realistic, accurate & reliable data

Provides the most accurate results on which to base feature versus performance budget decisions



Save time & resource with an extension of your tech team

Manage the complexities of web performance whilst freeing resources. Our high-touch service means we find problems before you do



Bridge the gap between tech & business teams

Actionable data easily shared and understood by customer service, operations and business teams for swift root resolution of issues

[Read more on our website](#)

Increase conversions with mobile experience visibility

SciVisum provides high touch mobile web and mobile app monitoring services for visibility of users' mobile experience and swift resolution of performance issues 🕒 🛠️

If you'd like more information about how monitoring mobile performance can increase your conversions **visit our mobile monitoring service page [here](#)**



Increase conversions with visibility of mobile experience

Emulates realistic journeys delivered to mobile browsers. Performs tasks, checks page content & makes choices just like real users



Make decisions based on realistic, accurate & reliable data

Provides the most accurate results on which to base feature versus performance budget decisions



Save time & resource with an extension of your tech team

Manage the complexities of web performance whilst freeing resources. Our high-touch service means we find problems before you do



Bridge the gap between tech & business teams

Actionable data easily shared and understood by customer service, operations and business teams for swift root resolution of issues



Resources & Insight

Want to read more? Follow the links below to read more about web performance from our blogs and whitepapers or visit the resources section of our website.



Ten-point checklist for peak preparation. Maximising site performance for flash sales and seasonal peaks.

[Read checklist](#)



Load testing can have a transformative impact on business. If you can avoid the top 5 most common mistakes, you'll reap the rewards.

[Read Blog](#)



When should you load test? We cover the primary reasons for load testing and explain why it's not just for Christmas.

[Read Blog](#)

Client Case Studies

We work with some of the UKs largest retailers and brands. Protecting your online reputation is at the core of everything we do.



SciVisum help Thomas Cook manage the many complexities of Load Testing faced by travel operators.

[Read More](#)



SciVisum provides much needed visibility into the performance of 3rd party site components for Jigsaw.

[Read More](#)



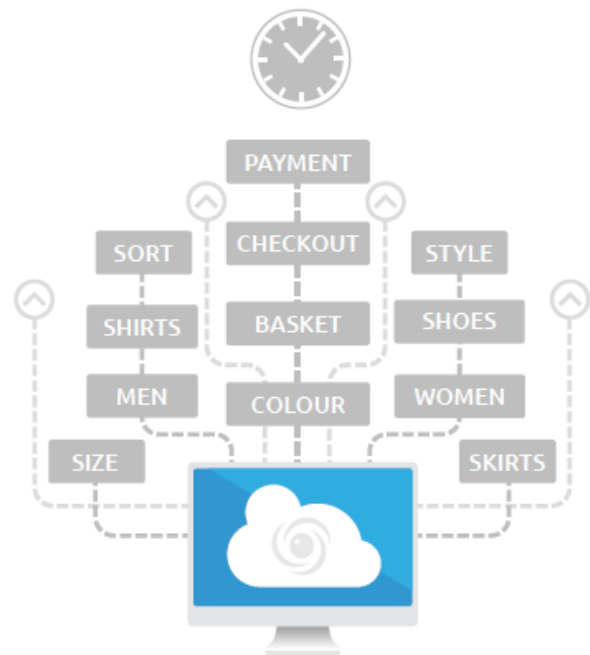
Tesco uses iPhone Application Monitor to ensure the best performance for its customers.

[Read More](#)

About SciVisum


Our portfolio of “dynamic user journey” based synthetic monitoring and load testing services enable business wide understanding of the impact of online performance on user experience and the bottom line.

With over 10 years performance testing experience, helping clients such as Debenhams, Boden, Joules and Dixons to maximise user experience and protect their brand, our highly experienced team of test professionals help clients implement monitoring programmes and proactively oversee testing; automatically updating journeys as a website changes, highlighting performance issues and helping clients quickly pinpoint root causes - saving time and money.



To find out how SciVisum can help you implement the best monitoring or load testing programme to suit your organisation please contact us on 01227 768276 or visit our website at www.scivisum.co.uk

01227 768276
sales@scivisum.co.uk
www.scivisum.co.uk

[linkedin.com/company/scivisum-ltd](https://www.linkedin.com/company/scivisum-ltd) 
twitter.com/scivisum_ltd 